


WHITE
OAK









LANDING



Lakeside Elevation

Catalina

DESIGNER: Mitch Ginn

-  Beds: 4
-  Baths: 3.5
-  Open kitchen-dining-living space
-  Owner's Suite on main level with 3 bedrooms on upper level
-  Covered porch with walkout to lake on main level
-  Game/Study loft on upper level



Street Side Elevation

Total sq. ft. - 2,582 | Conditioned sq. ft. - 2,154 | Porches sq. ft. - 428 | WhiteOakLandingLM.com

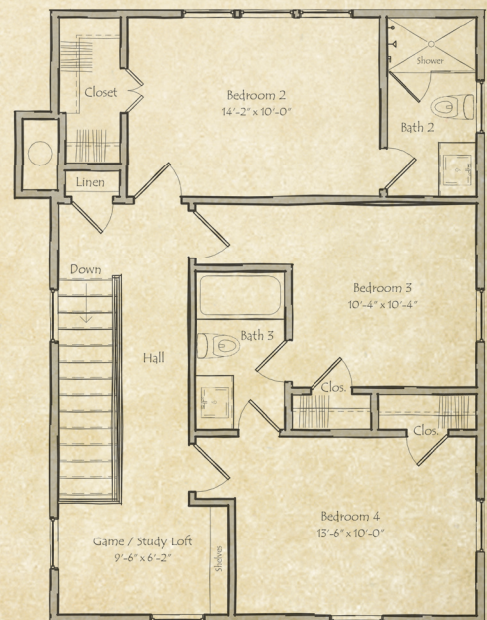

WHITE OAK



LANDING



Main Level



Terrace Level